

2023 Evaluation Form

ET2611

Tandem



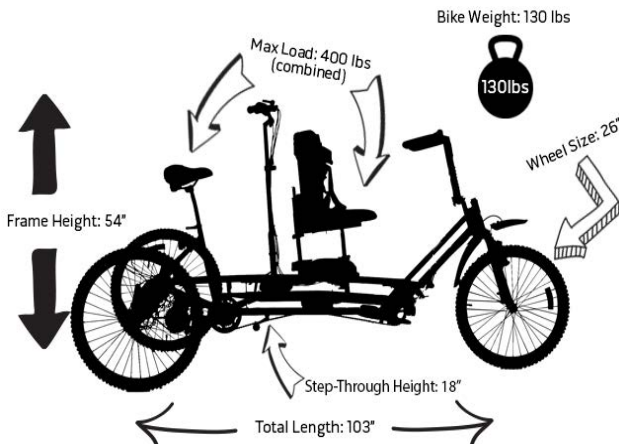
Inseam Range: 18" - 28"

The ET2611 is our adaptive tandem tricycle that is built for two. Great for riders aged 7 and up, this bike allows a parent or friend to propel and control the bike from the back position all while being able to easily supervise the front rider. Meanwhile, the front rider gets to enjoy the therapeutic and recreational benefits of riding.

ET2611 MODEL SPECIFICATIONS	
Rider Age	7+
Max Load (lbs)	400 Combined
Bike Weight (lbs)	130
Frame Height	54"
Total Length	103"
Bike Width	41"
Step-Through Height	18"

Measurements Include High Back Seating

Sizing Guide: Inseam 18" - 28" (front rider)



Tips For Configuring an Adaptive Bike

1. Inseam Measurement

The measurement we use to ensure each rider gets the correct size of adaptive bicycle is called an inseam. To find an inseam, measure the distance between the bottom of the rider's heel to the top of the rider's inner thigh. Make sure the rider's inseam measurement matches the inseam range for the adaptive bicycle.

2. Know Your Accessories

We offer many different accessories to help people of all abilities experience freedom. Make sure to look through all of our available accessories to make sure the adaptive bike will work for the rider. More information on all of our accessories is available at: www.freedomconcepts.com/product-lines/adaptive-bikes/accessories/

3. We Do Custom

If none of our current models of adaptive bicycles work for you, we are able to custom build a bicycle that will. Please contact us at 1-800-661-9915 for more information.

RIDER INFORMATION

Rider's Name: _____ Male Female Height: _____ Inches _____ cm

Date of Birth: _____ Weight: _____ Lbs _____ Kgs

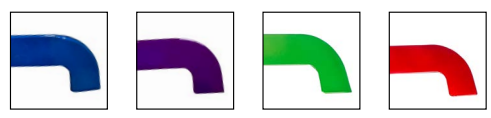

Inseam: _____



Diagnosis: _____

ET2611

- Inseam Range: 18"-28" SHADED ITEMS INCLUDED IN BASE MODEL PRICE


MODEL	
	
<p>The ET2611 model accommodates an inseam range of 18"-28".</p>	
<input checked="" type="checkbox"/> ET2611 (ET2611)	

FRAME COLORS - Select one	
Standard Options	Additional Options
	
<p>Candy Blue (CANDY BLUE) (STD)</p> <p>Hot Rod Purple (HOT ROD PURPLE) (STD)</p> <p>Electric Green (GREEN) (STD)</p> <p>Cherry Red (RED) (STD)</p>	<p>Arctic Teal (TEAL)</p> <p>Blaze Orange (ORANGE)</p> <p>Radiant Pink (PINK)</p> <p>Chrome (CHROME)</p> <p>Fossil (FOSSIL)</p> <p>Midnight (BLACK)</p> <p>Snow (WHITE)</p>
<p>Custom Color (CUSTOM COLOR)</p>	<p>Please indicate custom color note here:</p>

DECAL OPTIONS - Select one	
<p>Racer (STD) (6401532)</p> 	
<p>Hibiscus (STD) (6401543)</p> 	




NAMEPLATE (Optional)
<p>Custom Nameplate</p> <p>Nameplate (NAMEPLATE SP)</p> <p>Notes:</p> 

BELL & SQUEAKY HORN (Select one Bell & one Horn)			
Bells (STD)	Squeaky Horns (Optional)		(STD)
Red (5015014)	Dog (5015063)	Dino (5015062)	Turtle (5015074)
Blue (5015011)	Frog (5015065)	Penguin (5015068)	Giraffe (5015075)
Purple (5015013)	Cat (5015061)	Unicorn (5015071)	
Gold (5015012)	Parrot (5015070)	Tiger (5015069)	
Black (5015010)	Orca (5015067)	Shark (5015072)	

TIRE SELECTION - Select One	
	
<input checked="" type="checkbox"/> Street Pneumatic (2112550)	(STD)
<p><i>Ideal for more independent riders, wanting to ride at faster speeds</i></p>	

REAR DRIVER FEATURES
<p>*Please note the rear rider features come standard with:</p> <ul style="list-style-type: none"> • Mountain Pedals with Toe Cage • Nexus 8-Speed • Rear Disk Brake • 6" Alloy Crank Arm • Mountain Bike-Style Handlebars • On/Off Pin Reciprocator for front rider (Control the pedal speed on the fly with a flick of a switch. Features neutral, free hub and direct drive). • 26" wheels for smooth riding


FRONT HANDLEBAR OPTIONS - Select one

		
Hoop Handlebars (2111001) (STD)	High Rise Handlebars (2111005)	Enclosed Hoop Handlebars (2111003)

BRAKE POSITIONS

Select Front Brake Position	Select Rear Brake Position
<input checked="" type="checkbox"/> Vee Brake Left Handlebar (2113512) (STD)	<input checked="" type="checkbox"/> Disk Brake Right Handlebar (2113521) (STD)

PROPULSION

<input checked="" type="checkbox"/> Nexus 8-Speed (Included) (2012089) (STD)	<p>Electric Assist (2125360)</p> <p><i>Push yourself further with the electric assist motor. Perfect for getting up hills and long distance.</i></p> <p>*Requires Rear Platform *Controlled by rear rider</p> 
--	--

Front Rider Seating System

Please Fill Out Either The Child Set Up or The Adult Set Up

Please note that all seat bases come with a seat belt and all highback backrests come with a chest strap

Child Seat	12.5" width, 12.5" depth
Child High Back	13" width, 18" height
Child Low Back	13" width, 7.5" height
Adult Seat	16.75" width, 14" depth
Adult Low Back	18" width, 10" height
Adult High Back	18" width, 18" height



The 2" raised pommel keeps riders further back in their seats while helping with stability and promotes leg abduction.



A narrow seat aids in clearance and in pass-through. The nose of the seat is slightly narrower to aid with pedaling.



The standard seat will fit and function for most riders.

CHILD SET UP



Seat Base

Child Seat (2114060) (STD)
Child Narrow Seat (6114014)
Child Pommel Seat (6114010)
Child Narrow Pommel Seat (6114016)

Four-Point Neoprene Hip Stabilizer Belt (2125273) *OPTIONAL

Back Rest

Child Low Back (2114009) (STD)
Child High Back (2114010)

ADULT SET UP



Seat Base

Adult Seat (6114015)
Adult Narrow Seat (6114017)
Adult Pommel Seat (6114018)
Adult Narrow Pommel Seat (6114020)

Four-Point Neoprene Hip Stabilizer Belt (2125274) *OPTIONAL




Back Rest

Adult Low back (2114019)
Adult High Back (2114020)

Questions?

1-800-661-9915


SEATING ACCESSORIES (Optional)

<p>Neoprene Chest Harness</p> 	<p>Laterals (<i>Width and height adjustable, comes with an adjustable track system</i>)</p> 	<p>Flip-Up Abductor</p> 
<p>Medium (6314025)</p> <p>Large (6314026)</p> <p>Extra Large (6314028)</p>	<p>Pair of Standard Small Laterals (2114070) <i>Small Laterals Chest Width: 8½" - 11¼"</i></p> <p>Pair of Standard Large Laterals (2114072) <i>Large Laterals Chest Width: 12"-15"</i></p> <p>Chest Width: _____ Seat-to-Armpit: _____</p> <p>Laterals Add-On:</p> <p>Narrow Laterals (2125033) <i>*Shifts chest width range 2" narrower</i></p>	<p>Flip-Up Abductor (2020205)</p> <p><i>This flip-up abductor assists with leg/knee separation during pedaling and is mounted securely to the underside of the seat.</i></p>

HEADREST (Optional)

		
<p>Adjustable Backrest Extension (Backrest Ext)</p> <p><i>The backrest extension extends the seat backing height an additional 7" and can be removed for ease of transport.</i></p> <p><i>Tip: A Low Back Seat and the Adjustable Backrest Extension can be combined to create a height-adjustable backrest.</i></p>	<p>Adjustable Headrest with Occiput Support Cushion (HEADREST PLUS) <i>*Requires Highback Seat</i></p> <p><i>The adjustable headrest with an occiput support cushion provides additional neck support for the rider. The cushion comes with velcro and can be removed or adjusted as required.</i></p>	<p>Head and Neck Support System <i>*Requires Highback Seat</i></p> <p>*Please call 1-800-661-9915 for sizing and part number. In some cases we are able to adapt our seatback to accommodate common wheelchair headrests.</p>

FRONT RIDER PEDAL OPTIONS - Select one

			
<p><i>Mountain Pedals are recommended for riders that have more control and high tone muscle control.</i></p>	<p><i>The Neoprene adjustable footplate is a quick and easy way to maintain proper positioning and pedal pressure. Recommended for children with low muscle tone.</i></p>	<p><i>Molded ABS Footplates are designed to provide precise positioning for children with more spasticity. They also help with leg alignment and knee flexion.</i></p>	<p><i>Molded ABS Footplates with Ratchet Straps helps to secure the rider's foot in a specific position. Recommended for children with plantar flexion.</i></p>
<p>Mountain Pedals with Toe Cage (STD) (2112081)</p>	<p>Neoprene Adjustable</p> <p>SML (2012031) *4" x 7"</p> <p>MED (2012032) *4½" x 10"</p> <p>LRG (2012033) *5" x 11½"</p> <p>XL (2012034) *6" x 12"</p>	<p>Molded ABS</p> <p>SML (2012042) *3" x 7"</p> <p>MED (2012043) *3" x 10¼"</p> <p>LRG (2012044) *3½" x 11½"</p> <p>XL (2012045) *4" x 13"</p>	<p>Molded ABS with Ratcheting Straps</p> <p>SML (2012052) *3" x 7"</p> <p>MED (2012053) *3" x 10¼"</p> <p>LRG (2012054) *3½" x 11½"</p> <p>XL (2012056) *4" x 13"</p>

PEDAL ADD-ONS - (Optional)



1/4 Inch Footplate Spacers (2412050)

Please add how many spacers are needed below. (Maximum 8 per side)

___ left + ___ right = ___ total

Pulley String

Front pulley assists with plantar flexion and rear pulley helps self-level the pedals.

Front
(2115021)

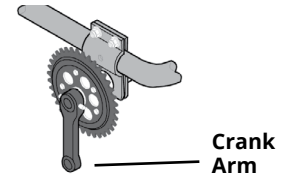
Rear
(2115025)

CRANK ARMS - Select one

3" Alloy Crank (N/C)
(5012252)

4" Alloy Crank (STD)
(5012254)

5" Alloy Crank (N/C)
(5012255)



Crank Arm

Crank Arm Length Shortener *reduces length by 1/2" (optional)

Left Side
(2012049)

Right Side
(2012050)

Both Sides
(2012047)

ACCESSORIES - (Optional)



Velcro Hand-Eye Coordination Gloves

XS (6315031) 5 1/2" height x 1 3/4" wrist
SML (6315033) 6" height x 2" wrist

MED (6315034) 7" height x 2 1/4" wrist
LRG (6315035) 8" height x 3 3/4" wrist



Leg Braces

*Only available with molded footplates.
*Requires Rear Pulley.

Left Side Only
(LEG BRACE L)

Right Side Only
(LEG BRACE R)

Pair (LEG BRACE PAIR)

Inseam: _____
Calf Circumference: _____
Measurement with AFO's



Rear Platform
(REAR PLATFORM)



Spoke Covers (3)
(2112340)

ACCESSORIES - (Optional)



Adjustable Tablet/Phone Holder

Tablet (5025070)

Phone (5025080)



Padded Adduction Strap
(6320060)



Communication Tray
(2125281)



Simulated Sheepskin Cover

Child Seat (6114070)

Adult Seat (6114080)

ACCESSORIES - (Optional)



Mirror
(5015040)



Tool Pouch
(6300022)

FREIGHT

✗ Due to the size and weight of this product, freight on ET2611 Tandem orders is an additional \$700.

CUSTOMER INFORMATION

Dealer/Vendor: _____
Contact Person: _____
Address: _____
City: _____ Prov./State: _____
Postal/Zip Code: _____ Ordered by: _____
Phone: _____ Fax: _____
Email: _____

ORDER INFORMATION

Purchase Order: _____
Order Date: _____ Quote Date: _____
FCI Representative: _____
Payment Terms: _____
CREDIT CARD (CHECK ONE) Visa MasterCard Exp. Date: _____
Card Number: _____
Name On Card: _____
Signature: _____

SHIPPING INSTRUCTIONS

Name: _____
Address: _____
City: _____
Province/State: _____
Postal/Zip Code: _____ Phone: _____
Federal ID/SS#: _____

PRIVACY POLICY

Freedom Concepts Inc. collects, uses and discloses personal information of the Customer and/or Rider to properly assemble and manufacture the mobility device and may contact the Rider's therapist for additional personal information to assist with this process. The collection, use and disclosure of the personal information of the Customer and/or the Rider is governed by any consent which may, from time to time, be provided, and by the Freedom Concepts Inc. Privacy Policy which is available on our website www.freedomconcepts.com or by contacting our office. By signing below, you hereby warrant that you have the authority to bind the Rider and hereby authorize the collection, use, and disclosure of personal information as herein provided and in accordance with the Freedom Concepts Inc. Privacy Policy.

TERMS AND CONDITIONS

Prices are subject to change without notice. Prepaid or net 30 days O.A.C. All taxes extra. Freight extra. Manufacturer reserves the right to change prices, colors, features, dates, locations and products without notice. Residential delivery charge may apply. Duty and brokerage included where applicable.

CUSTOMER SIGNATURE

PHOTO RELEASE

I hereby give permission to Freedom Concepts Inc. to use photographs of me or my child for the sole purpose of the company's promotional use, and will not be distributed to third parties. YES NO

I would like to receive regular updates. SNAIL MAIL EMAIL NO

SIGNATURE OF RIDER/PARENT

Questions?
1-800-661-9915

NOTES: